

CHICAGO INSPECTION AGENCY  
815 N SCHOOL ST  
PROSPECT HEIGHTS, IL 60070

## Certificate of Mold Analysis

Prepared for: CHICAGO INSPECTION AGENCY  
Phone Number: (847) 459-9387  
Fax Number: (847) 459-9443  
Project Name:  
Test Location: [REDACTED]  
Chain of Custody #: 748714  
Received Date: April 29, 2014  
Report Date: April 30, 2014



Erika Piechowski, Technical Manager



Carlos Ochoa, Quality Control Manager

Currently there are no Federal regulations for evaluating potential health effects of fungal contamination and remediation. This information is subject to change as more information regarding fungal contaminants becomes available. For more information visit <http://www.epa.gov/mold> or [www.nyc.gov/html/doh/html/epi/mold.shtml](http://www.nyc.gov/html/doh/html/epi/mold.shtml). This document was designed to follow currently known industry guidelines for the interpretation of microbial sampling, analysis, and remediation. Since interpretation of mold analysis reports is a scientific work in progress, it may as such be changed at any time without notice. The client is solely responsible for the use or interpretation. PRO-LAB/SSPTM Inc. makes no express or implied warranties as to health of a property from only the samples sent to their laboratory for analysis. The Client is hereby notified that due to the subjective nature of fungal analysis and the mold growth process, laboratory samples can and do change over time relative to the originally sampled material. PRO-LAB/SSPTM Inc. reserves the right to properly dispose of all samples after the testing of such samples are sufficiently completed or after a 7 day period, whichever is greater.



LAB # 163230

For more information please contact PRO-LAB at (954) 384-4446 or email [info@prolabinc.com](mailto:info@prolabinc.com)

Prepared for : CHICAGO INSPECTION AGENCY

Test Address :



ANALYSIS METHOD	Spore trap analysis	Spore trap analysis	Spore trap analysis	Spore trap analysis
LOCATION	OUTSIDE @ FRT.	BSMT @ OFFICE	BSMT @ LNDRY.	BDRM.
COC / LINE #	748714-1	748714-2	748714-3	748714-4
SAMPLE TYPE & VOLUME	Z5 - 25L	Z5 - 25L	Z5 - 25L	Z5 - 25L
SERIAL NUMBER	Q140631	Q119729	Q119703	Q140710
COLLECTION DATE	Apr 27, 2014	Apr 27, 2014	Apr 27, 2014	Apr 27, 2014
ANALYSIS DATE	Apr 30, 2014	Apr 30, 2014	Apr 30, 2014	Apr 30, 2014
CONCLUSION	CONTROL	NOT ELEVATED	NOT ELEVATED	NOT ELEVATED

IDENTIFICATION	Raw Count	Spores <sub>3</sub> per m <sup>3</sup>	Percent of Total	Raw Count	Spores <sub>3</sub> per m <sup>3</sup>	Percent of Total	Raw Count	Spores <sub>3</sub> per m <sup>3</sup>	Percent of Total	Raw Count	Spores <sub>3</sub> per m <sup>3</sup>	Percent of Total
Chaetomium				1	40	7						
Cladosporium							1	40	3	3	120	16
Other Basidiospores	2	80	15				2	80	7	1	40	5
Penicillium/Aspergillus	11	440	85	13	520	93	28	1,100	90	15	600	79

TOTAL SPORES	13	520	100	14	560	100	31	1,220	100	19	760	100
MINIMUM DETECTION LIMIT*	1	40		1	40		1	40		1	40	

BACKGROUND DEBRIS	Light			Light			Moderate			Light		
Cellulose Fiber				5	200		4	160		6	240	
Fiberglass							3	120		2	80	
Plant Fragments	1	40		1	40							
Pollen	5	200										

OBSERVATIONS & COMMENTS												
-------------------------	--	--	--	--	--	--	--	--	--	--	--	--

Background debris qualitatively estimates the amount of particles that are not pollen or spores and directly affects the accuracy of the spore counts. The categories of Light, Moderate, Heavy and Too Heavy for Accurate Count, are used to indicate the amount of deposited debris. Increasing amounts of debris will obscure small spores and can prevent spores from impacting onto the slide. The actual number of spores present in the sample is likely higher than reported if the debris estimate is 'Heavy' or 'Too Heavy for Accurate Count'. All calculations are rounded to two significant figures and therefore, the total percentage of spore numbers may not equal 100%.

\* Minimum Detection Limit. Based on the volume of air sampled, this is the lowest number of spores that can be detected and is an estimate of the lowest concentration of spores that can be read in the sample.  
 NA = Not Applicable.

Spores that were observed from the samples submitted are listed on this report. If a spore is not listed on this report it was not observed in the samples submitted.

**Interpretation Guidelines:** A determination is added to the report to help users interpret the mold analysis results. A mold report is only one aspect of an indoor air quality investigation. The most important aspect of mold growth in a living space is the availability of water. Without a source of water, mold generally will not become a problem in buildings. These determinations are in no way meant to imply any health outcomes or financial decisions based solely on this report. For questions relating to medical conditions you should consult an occupational or environmental health physician or professional.

**CONTROL** is a baseline sample showing what the spore count and diversity is at the time of sampling. The control sample(s) is usually collected outside of the structure being tested and used to determine if this sample(s) is similar in diversity and abundance to the inside sample(s).



**ELEVATED** means that the amount and/or diversity of spores, as compared to the control sample(s), and other samples in our database, are higher than expected. This can indicate that fungi have grown because of a water leak or water intrusion. Fungi that are considered to be indicators of water damage include, but are not limited to: *Chaetomium*, *Fusarium*, *Memnoniella*, *Stachybotrys*, *Scopulariopsis*, *Ulocladium*.

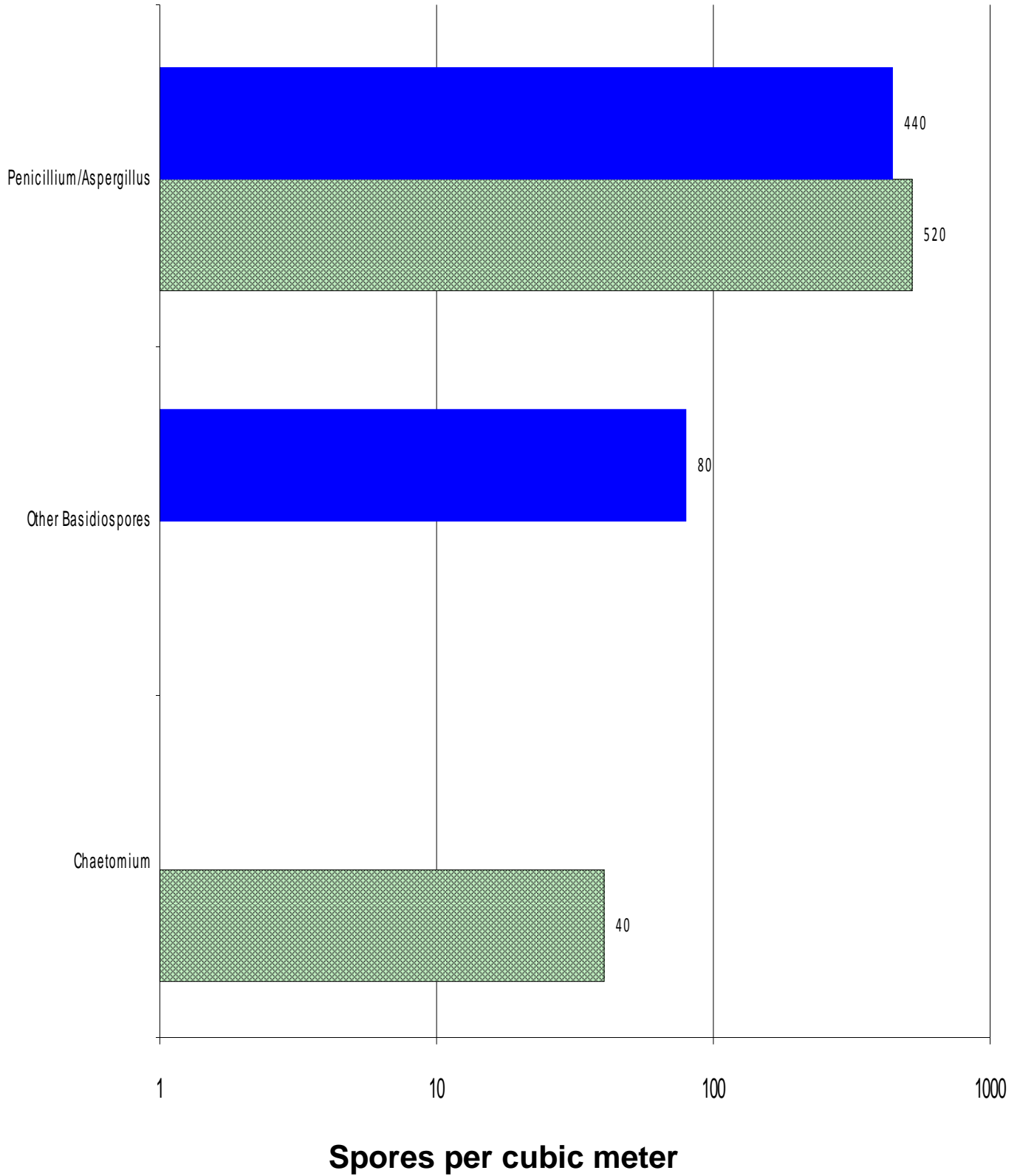
**NOT ELEVATED** means that the amount and/or the diversity of spores, as compared to the control sample and other samples in our database, are lower than expected and may indicate no problematic fungal growth. **UNUSUAL** means that the presence of current or former growth was observed in the analyzed sample. An abundance of spores are present, and/or growth structures including hyphae and/or fruiting bodies are present and associated with one or more of the types of mold/fungi identified in the analyzed sample.

**NORMAL** means that no presence of current or former growth was observed in the analyzed sample. If spores are recorded they are normally what is in the air and have settled on the surface(s) tested.



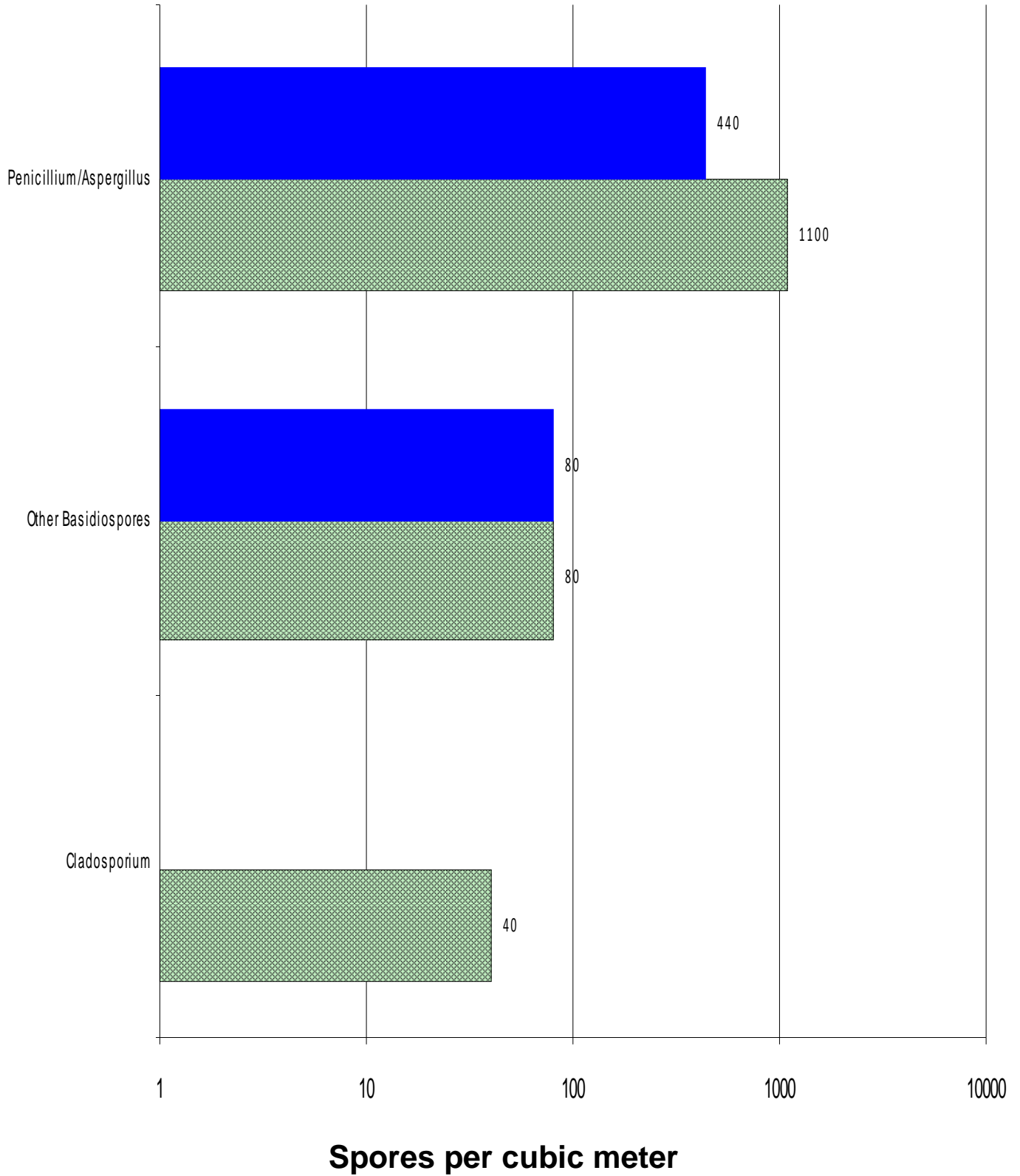
Chain of Custody # 748714

-  Bsmt @ Office
-  Outside @ Frt.



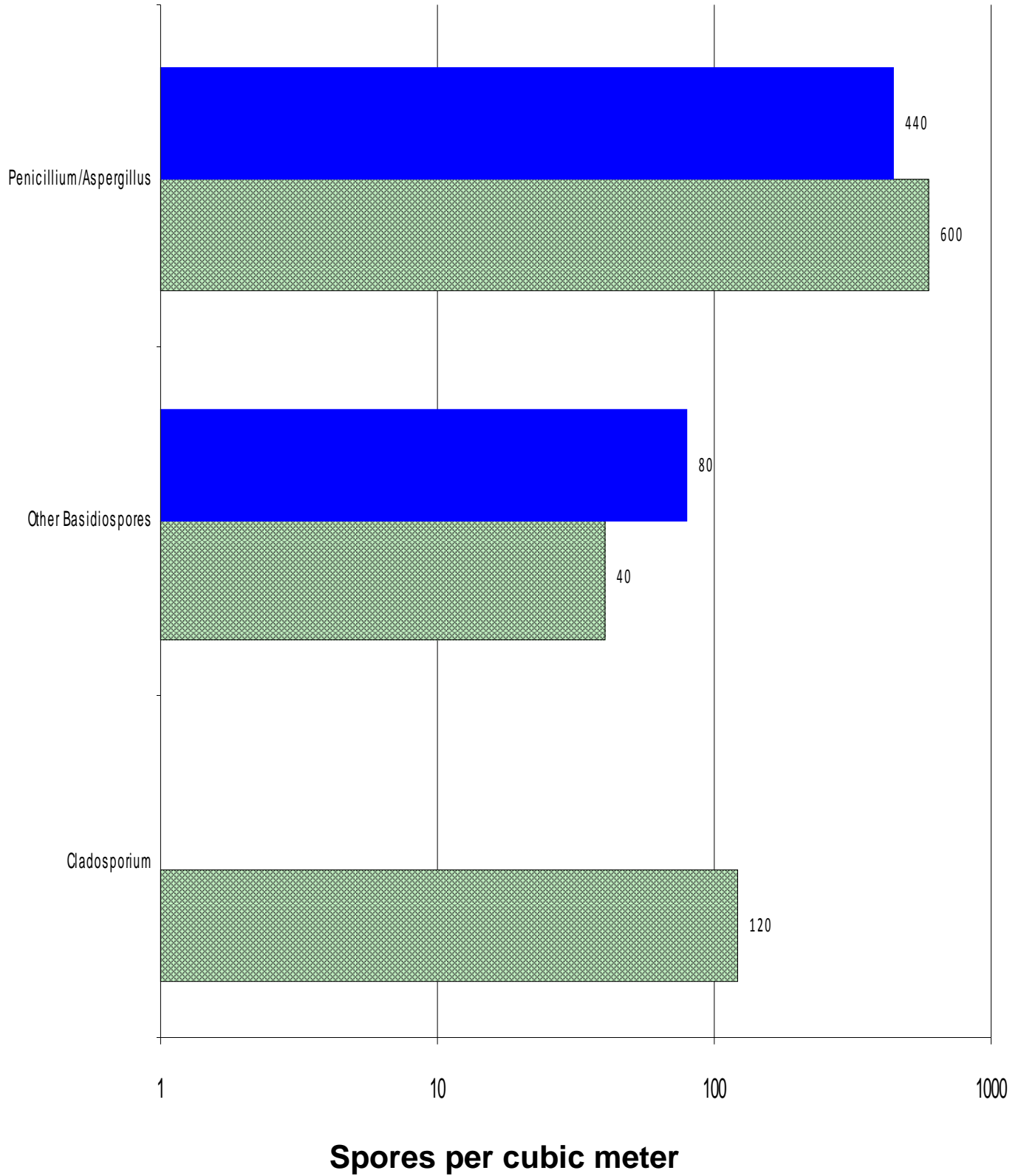
Chain of Custody # 748714

■ Bsmt @ Lndry.  
■ Outside @ Frt.



Chain of Custody # 748714

■ Bdrm.  
■ Outside @ Frt.



Identification	Outdoor Habitat	Indoor Habitat	Possible Allergic Potential Not an opinion or interpretation	Comments
Chaetomium	Growing on dung, dead leaves, wood.	Cellulose substrates, especially wallboard, cardboard and wood. Not normally seen growing indoors unless the building material has been wetted. Unusual / Not Normal to be growing indoors.	Type I (hay fever and asthma) allergies.	Chaetomium is a water-indicating mold. Spores of this type of mold should not be observed in significantly higher numbers in the air above background/control. If growth and/or significantly higher than background/control spore numbers are reported, corrective action should be considered to reduce the source of water, moisture levels and/or spore numbers in the living space.
Cladosporium	The most common spore type reported in the air worldwide. Found on dead and dying plant litter, and soil.	Commonly found on wood and wallboard. Commonly grows on window sills, textiles and foods.	Type I (hay fever and asthma), Type III (hypersensitivity pneumonitis) allergies.	A very common and important allergen source both outdoors and indoors.
Basidiospores	Commonly found everywhere, especially in the late summer and fall. These spores are from Mushrooms.	Mushrooms are not normally found growing indoors, but can grow on wet lumber, especially in crawlspaces. Sometimes mushrooms can be seen growing in flower pots indoors.	Some allergenicity reported. Type I (hay fever, asthma) and Type III (hypersensitivity pneumonitis).	Among the group of Mushrooms (Basidiomycetes) are dry rot fungi Serpula and Poria that are particularly destructive to buildings.
Penicillium/Aspergillus	Common everywhere. Normally found in the air in small amounts in outdoor air. Grows on nearly everything.	Wetted wallboard, wood, food, leather, etc. Able to grow on many substrates indoors.	Type I (hay fever and asthma) allergies and Type III (hypersensitivity pneumonitis) allergies.	This is a combination group of Penicillium and Aspergillus and is used when only the spores are seen. The spores are so similar that they cannot be reliably separated into their respective genera.